

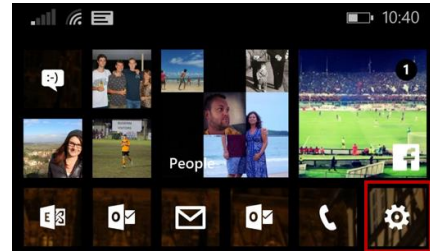


Connecting to eduroam

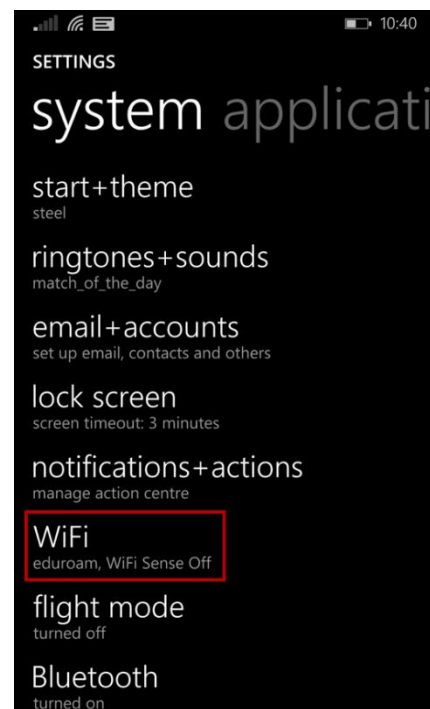
Connecting your Windows phone 8 device

This guide will take you step-by-step through the process of connecting your **Windows phone 8** device to the eduroam wireless network at USC. Simply follow the instructions below:

- 1 Select **“Settings”** from your home screen (it’s the cog icon). If it’s not on your home screen, **swipe left** to bring up your programs and **swipe down** until you see **“Settings”**.



- 2 Select **“Wi-Fi”** from the **“Settings”** menu.



- 3 Ensure that **“Wi-Fi”** is enabled (using the switch icon on the top of the screen) and then press **“eduroam”** from the list of **“Available WiFi networks”**.





Connecting to eduroam

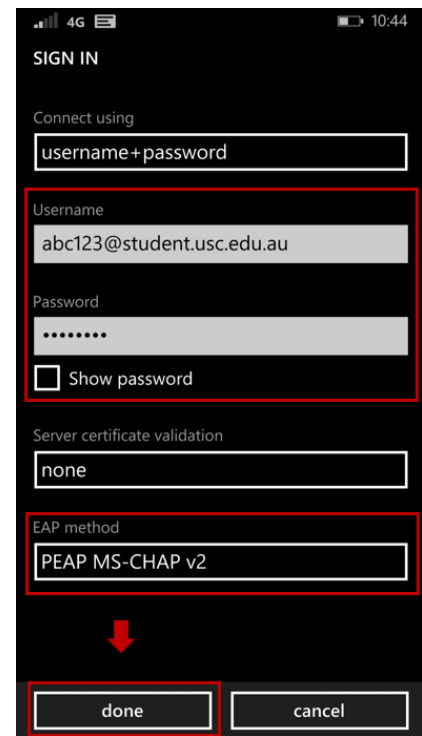
- 4 In the eduroam settings screen that appears, “**Connect using**” should be set to username and password.

In the username field enter in your **full USC email address** (username@student.usc.edu.au for students and username@usc.edu.au for staff) and then enter your current password in the password field.

“**Server certificate validation**” remains set to **none**.

The **EAP method** needs to be set to **PEAP MS-CHAP v2**.

Now press **done**.



- 5 Your device **should now connect** to the eduroam network and you should now be able to browse the internet and use apps.

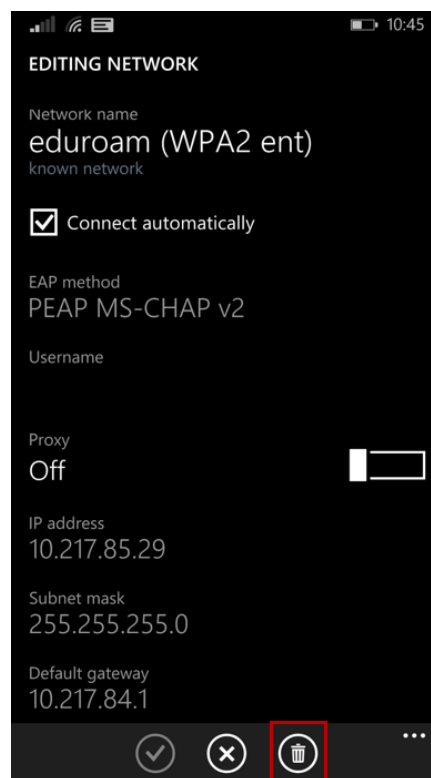




Connecting to eduroam

If your device was connected to eduroam previously and will no longer connect, you will need to modify the settings or remove the settings entirely and start again.

- 6 To do this, select the eduroam network and select “Recycle / delete icon” found on the bottom right of the screen.



If you find your device is automatically connecting to the “Connect 2 USC” network, you will need to forget the network on your device as well using the same method as step 6.

Please note: If your device does not connect after following these steps please contact the Student IT Help Desk if you are a student, or the Staff IT Service Desk if you are a member of staff.

Student IT Help Desk
Tel: +61 7 5459 4455
Counter: Library Information
Desk
Email:
StudentITHelp@usc.edu.au

Staff IT Services Desk
Tel: +61 7 5430 1237
Counter: Level 4, ICT Centre (Building J)
Email: itservicedesk@usc.edu.au