



Connecting to eduroam

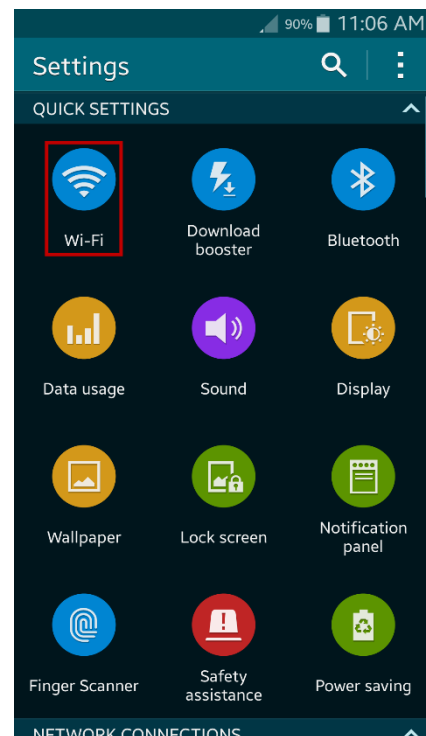
Connecting your Android device

This guide will take you step-by-step through the process of connecting your **Android** device to the eduroam wireless network at USC. Simply follow the instructions below:

- 1 Select **“Settings”** from your Android home screen or from **“Apps”** if it is not on your home screen.



- 2 Select **“Wi-Fi”** from the **“Settings”** menu.

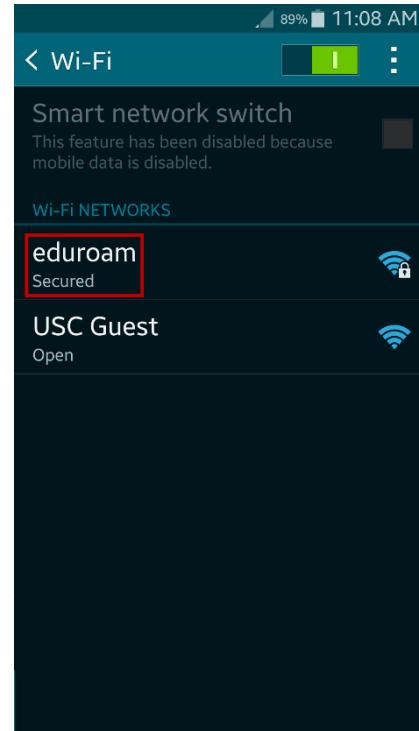




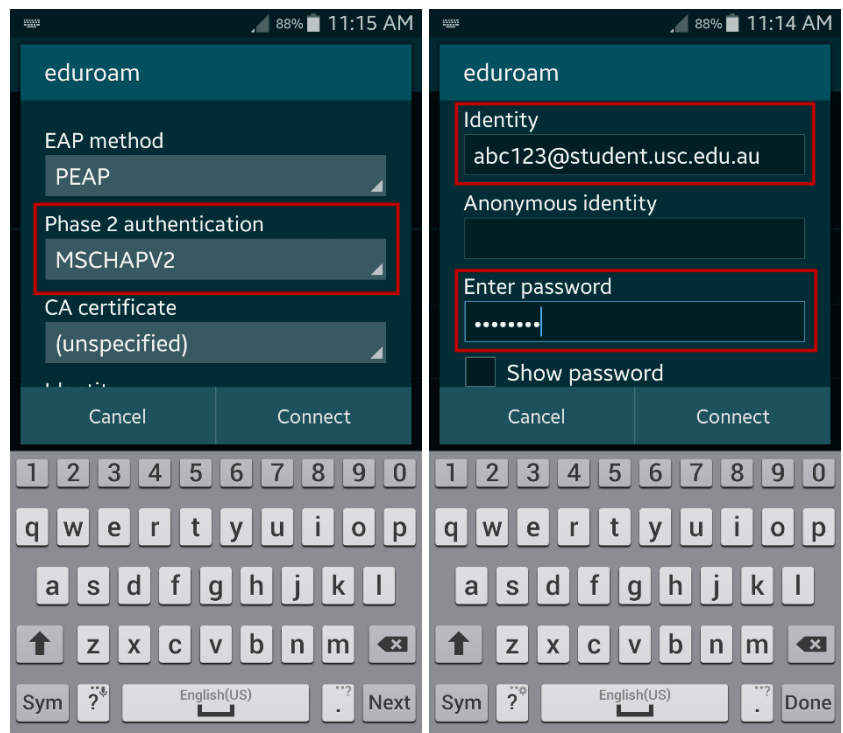
USC Wireless Quick Guide

Connecting to eduroam

- 3 Ensure that “**Wi-Fi**” is enabled (using the switch icon on the top of the screen) and then press “**eduroam**” from the list of “**Wi-Fi NETWORKS**”.



- 4 In the eduroam settings screen that appears, change “**Phase 2 Authentication**” to **MSCHAPV2**. Lower on the same screen, enter your full **USC email address** in the Identity field and your **password** in the “Enter password” field (the anonymous identity field remains blank) then press connect.

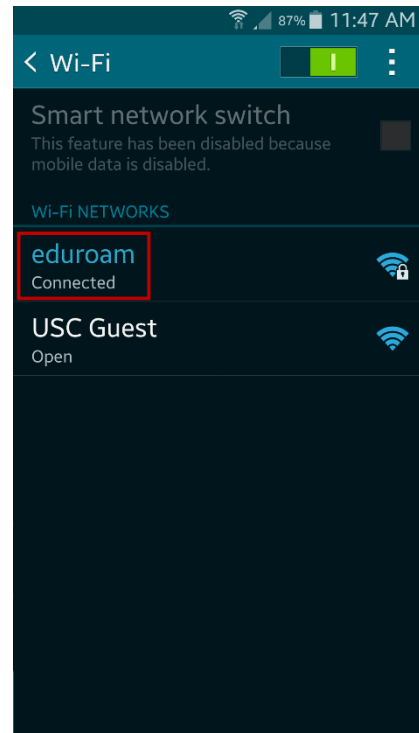




USC Wireless Quick Guide

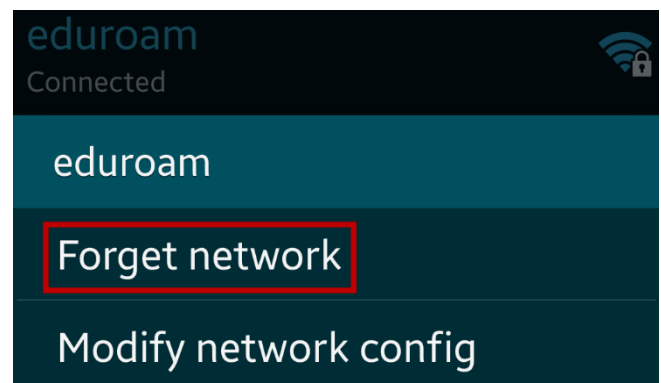
Connecting to eduroam

- 5 Your device **should now connect** to the eduroam network and you should now be able to browse the internet and use apps.



If your device was connected to eduroam previously and will no longer connect, you will need to modify the settings or remove the settings entirely and start again.

- 6 To do this, press and hold your finger on the eduroam network and select “**Forget network**” or “**Modify network Config**”

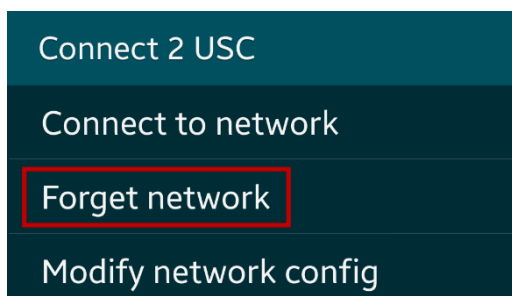




Connecting to eduroam

If you find your device is automatically connecting to the “Connect 2 USC” network, you will need to forget the network on your device.

- 7 To do this, press and hold your finger on the Connect 2 USC network and select “**Forget network**”



Please note: If your device does not connect after following these steps please contact the Student IT Help Desk if you are a student, or the Staff IT Service Desk if you are a member of staff.

Student IT Help Desk
Tel: +61 7 5459 4455
Counter: Library Information
Desk
Email:
StudentITHelp@usc.edu.au

Staff IT Services Desk
Tel: +61 7 5430 1237
Counter: Level 4, ICT Centre (Building J)
Email: itservicedesk@usc.edu.au